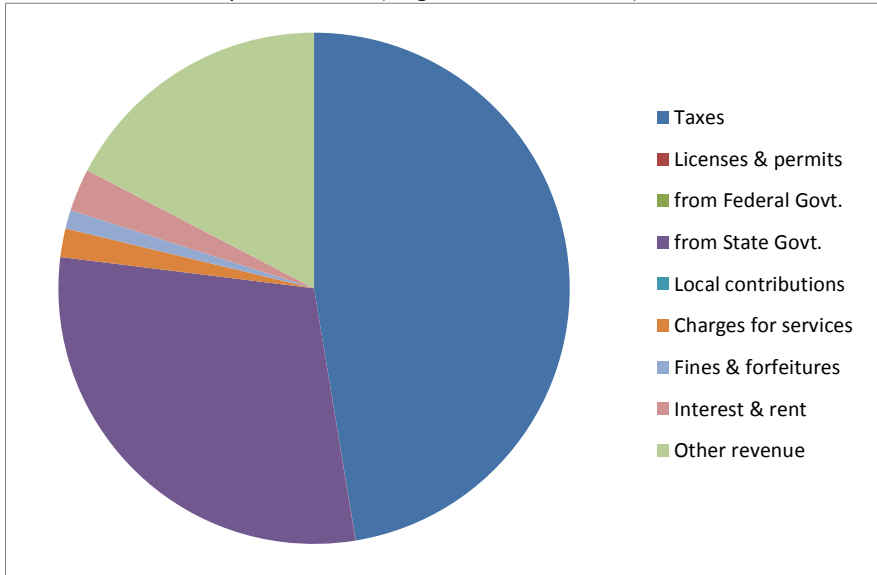


CITIZENS' GUIDE TO LOCAL UNIT FINANCES - Bronson - Branch

REVENUES

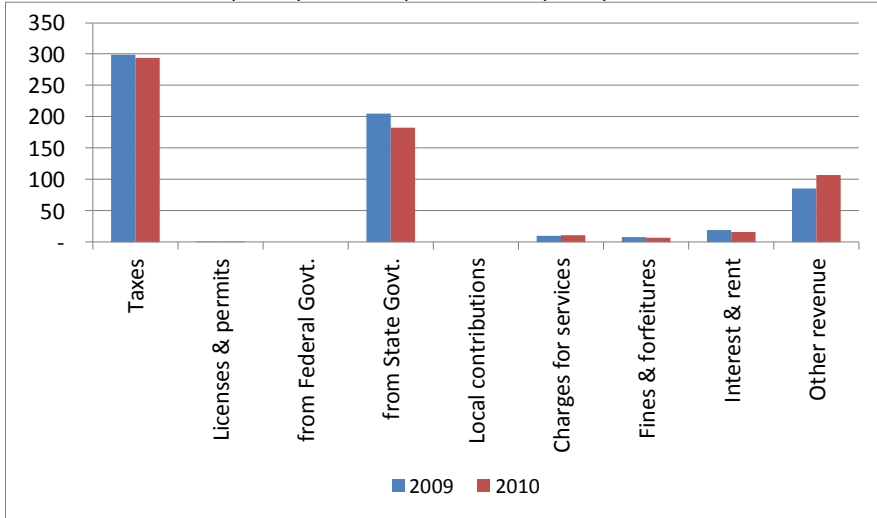
1. Where our money comes from (all governmental funds)



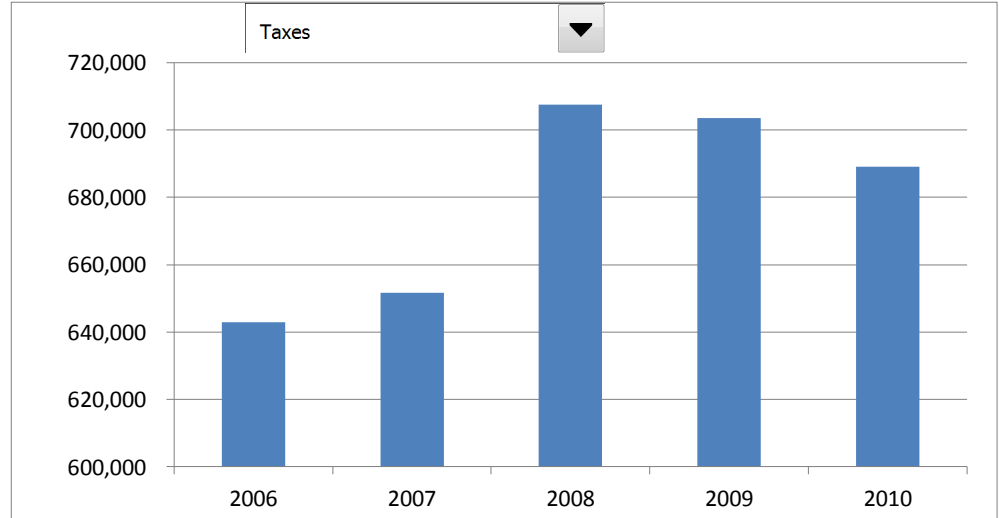
2. Compared to the prior year

	2009	2010	% change
Taxes	\$ 703,438	\$ 689,122	-2%
Licenses & permits	272	229	-16%
from Federal Govt.	-	-	n/a
from State Govt.	482,030	429,696	-11%
Local contributions	-	-	n/a
Charges for services	24,335	26,339	8%
Fines & forfeitures	18,543	17,160	(0)
Interest & rent	44,555	39,126	(0)
Other revenue	200,803	252,513	26%
Total	\$ 1,473,976	\$ 1,454,185	-1%

3. Revenue sources per capita - compared to the prior year



4. Historical trends of individual sources

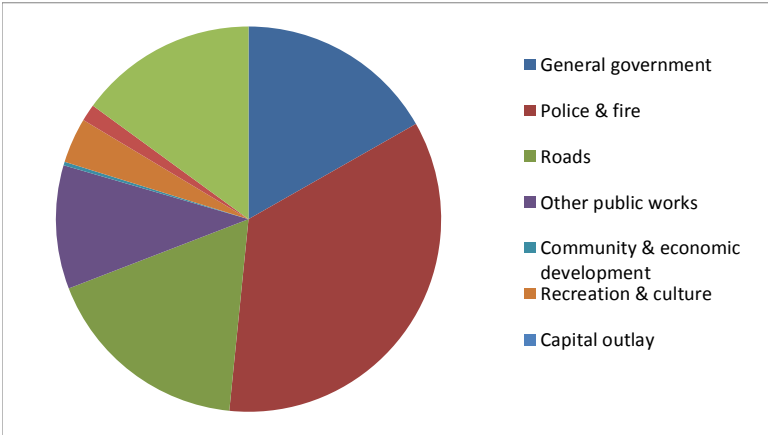


Commentary:

CITIZENS' GUIDE TO LOCAL UNIT FINANCES - Bronson - Branch

EXPENDITURES

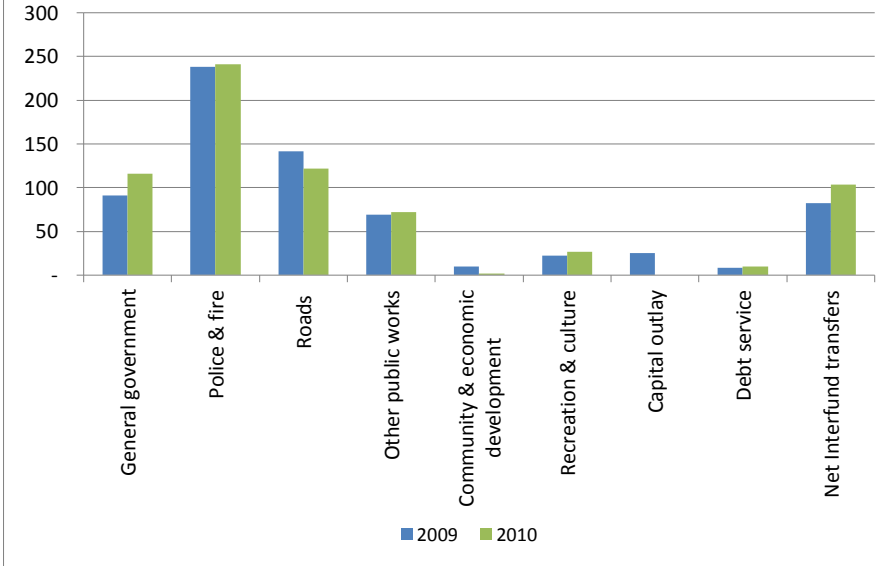
1. Where we spend our money (all governmental funds)



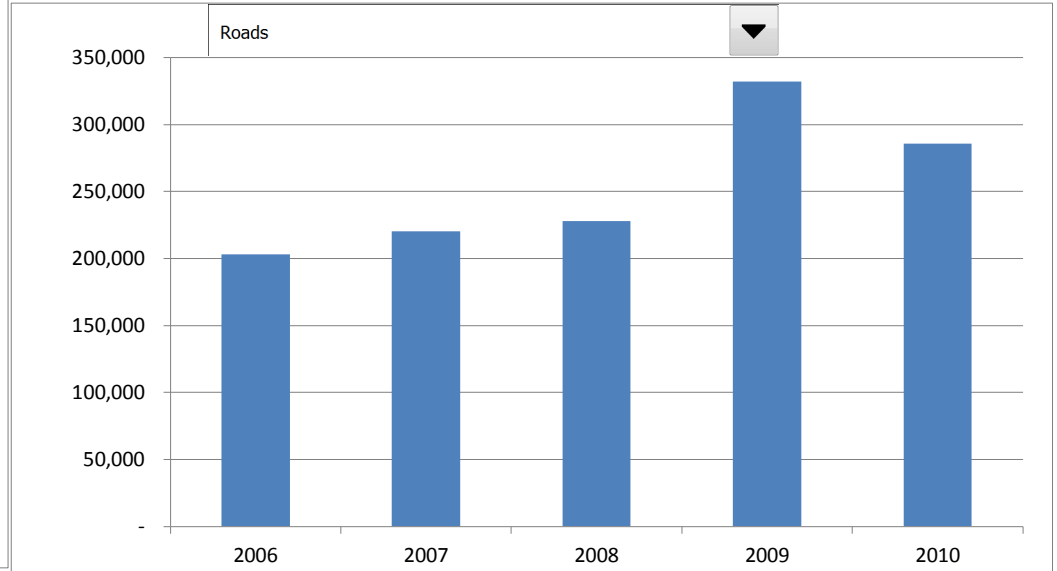
2. Compared to the prior year

	2009	2010	% change
General government	\$ 214,049	\$ 272,924	28%
Police & fire	559,756	566,812	1%
Other public safety	-	-	n/a
Roads	332,095	285,704	-14%
Other public works	162,687	168,784	4%
Health & welfare	-	-	n/a
Community & economic development	23,081	4,821	-79%
Recreation & culture	52,339	61,731	18%
Capital outlay	59,740	-	-100%
Debt service	19,139	23,180	21%
Unallocated fringes & insurance	-	-	n/a
Net Interfund transfers	192,920	243,700	26%
total expenditures	\$ 1,615,806	\$ 1,627,656	1%

3. Spending per capita - compared to the prior year



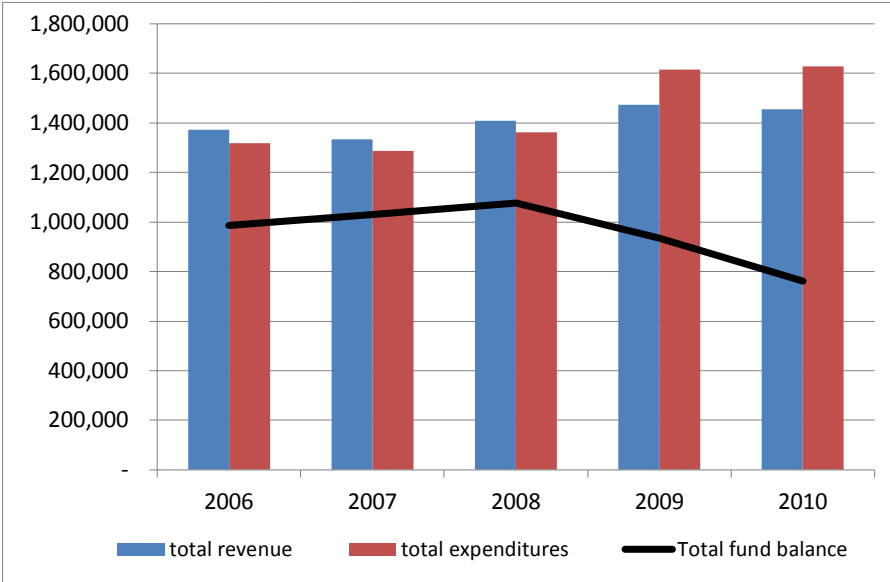
4. Historical trends of individual departments:



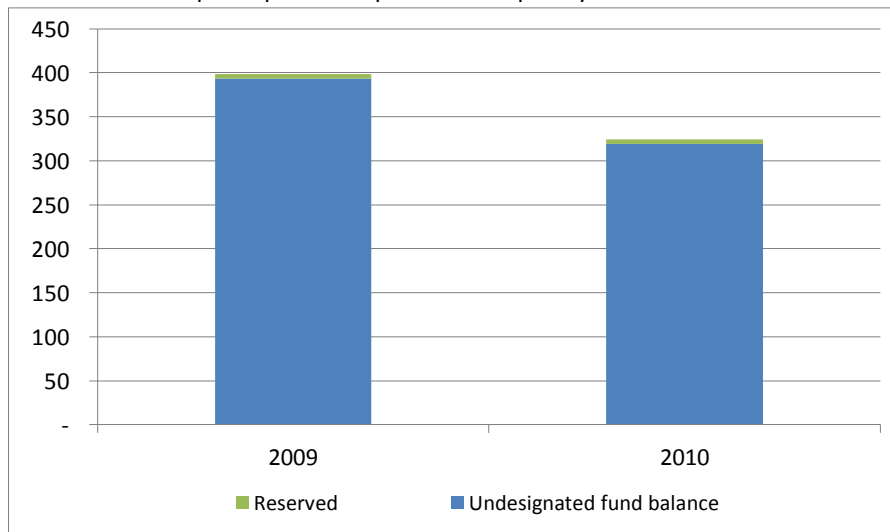
Commentary:

CITIZENS' GUIDE TO LOCAL UNIT FINANCES - Bronson - Branch

1. How have we managed our governmental fund resources (fund balance)?



3. Fund balance per capita - compared to the prior year

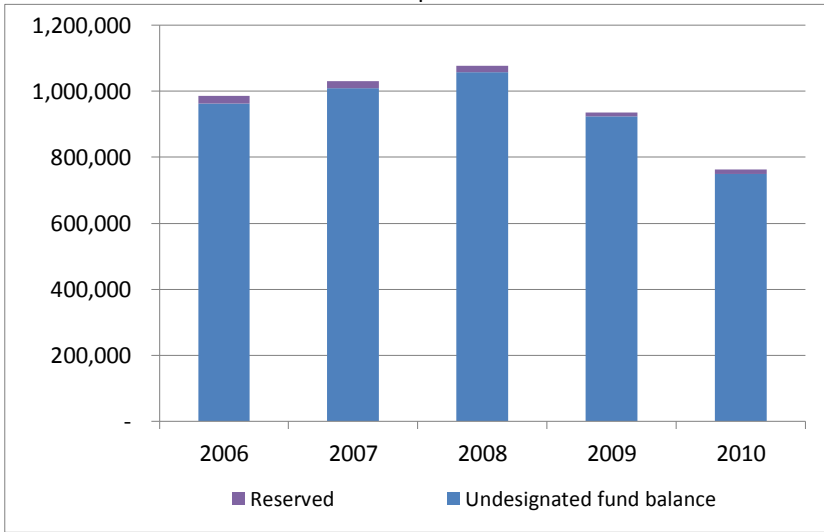


FINANCIAL POSITION

2. Compared to the prior year

	2009	2010	% change
Revenue	1,473,976	1,454,185	-1%
Expenditures	1,615,806	1,627,656	1%
Surplus (shortfall)	(141,830)	(173,471)	22%
Fund balance, by component:			
Reserved	11,457	12,202	7%
Designated	-	-	#DIV/0!
Undesignated	924,018	749,802	-19%
total fund balance	935,475	762,004	-19%

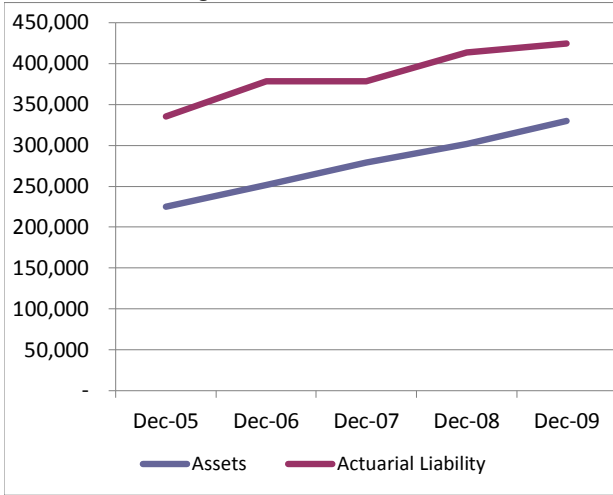
4. Historical trends of individual components



Commentary:

CITIZENS' GUIDE TO LOCAL UNIT FINANCES - Bronson - Branch

1. Pension funding status

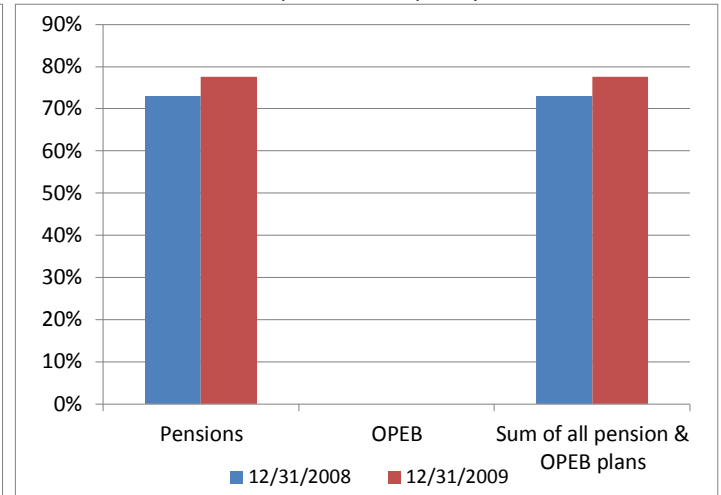


2. Retiree Health care funding status

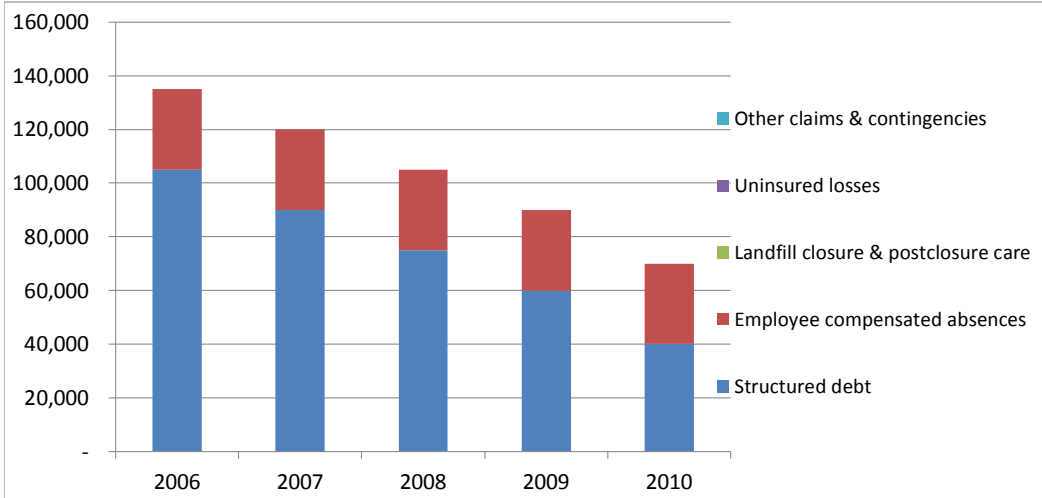


OTHER LONG TERM OBLIGATIONS

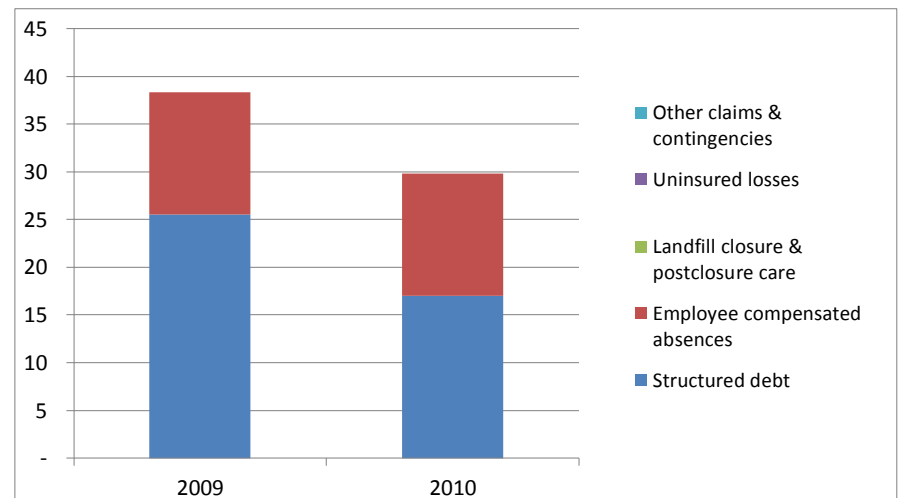
3. Percent funded - compared to the prior year



4. Long Term Debt obligations:



5. Debt & other long term obligations per capita - compared to the prior year



Commentary: Chart 2 shows no activity because the City of Bronson offer no retiree health benefits.

CITIZENS' GUIDE TO LOCAL UNIT FINANCES - Bronson - Branch

Where do my taxes go?

Though you pay all of your property taxes to the City of Bronson, much less than half of it actually is kept by the City. We are required to send the rest of it to various entities to support school, county, and state functions. On page 2, you can see a graph showing what percent of the taxes you pay to the City of Bronson provide different services. This page shows who gets what part of the tax bills you pay. The graph above shows the breakdown for summer taxes in July 2011. The graph below shows the breakdown of taxes collected in December of 2010.

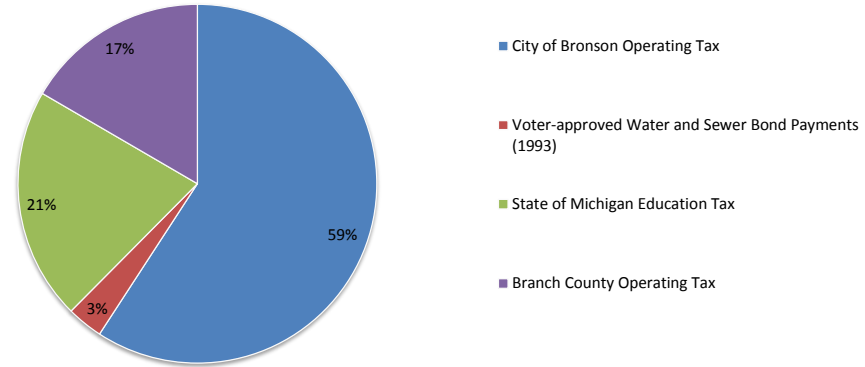
The City of Bronson sets the rate you pay for City Operating Taxes. The rate charged for the water and sewer bond payments is set according to the referendum City voters approved in 1993. The referendum authorized the City of Bronson to issue bonds to pay for upgrades to the water and wastewater system and to levy a tax equal to the annual payment on those bonds. Those bonds will be fully paid in 2033. Pursuant to state law, the City of Bronson also assesses a 1% administration fee on the taxes we collect on behalf of other entities.

The other rates are set by the entity receiving the money collected or by state law.

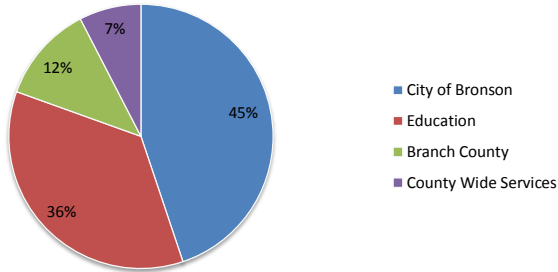
The percentages on these graphs are for residential properties that have qualified for the Principal Residence Exemption (homestead). Business properties and non-PRE qualified properties will have different percentages depending on the tax situation.

PROPERTY TAX BREAK-DOWN

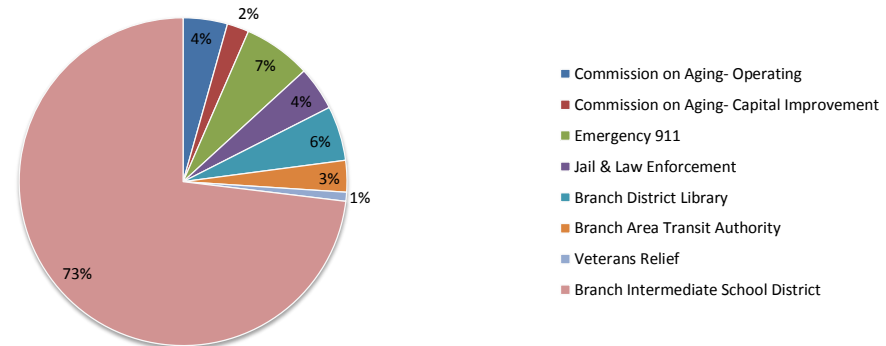
Who gets my summer taxes?



Taken together on an annual basis, where do my property taxes go?



Who gets my winter taxes?



Questions? Email City Manager Mark Heydlauff at m.heydlauff@bronson-mi.com or call 517-369-7334